




Club Health Assessment for District 3231A1 through October 2025

			Status	Membership						Reports				Finance	LCIF	
Club Number	Club Name	Charter Date	Times in Status Quo in Past 2 Years	Current Member Count **	YTD Members Added	YTD Members Dropped	YTD Net Growth% ***	Member Count 1 Year Ago	Dropped Members Avg.Length of Service	Months Since Membership Update	Current Officers Reported ****	Current President Repeated Term	VP Reported *****	Last Date Reported Service (mm/yyyy)	Account Balance	YTD Donations
Clubs less than two years old																
185381	Mumbai Digital Pride	07/13/2025	Active	20	20	0	100.00%	0		1	Y					
185127	Mumbai HWARF NGO	07/14/2025	Active	36	36	0	100.00%	0		1	Y		N		90+ Days	
180543	Mumbai Legacy	02/10/2025	Active	15	0	0	0.00%	0		3	Y	2			90+ Days	
185456	Mumbai Mahanagar NextGen	07/12/2025	Active	35	36	1	100.00%	0	0	1	Y					\$1,000.00
185170	Mumbai Saffron	07/14/2025	Active	20	20	0	100.00%	0		3	Y		N		90+ Days	
171923	Mumbai SoBo Youth	06/19/2024	Active	3	3	0	100.00%	2		3	N					
185251	Mumbai Solaris	07/14/2025	Active	19	20	1	100.00%	0	0	3	Y		N		90+ Days	\$60.06
185145	Mumbai Udaan	07/13/2025	Active	15	23	8	100.00%	0	1	0	Y		N	10/2025	90+ Days	
Clubs more than two years old																
50205	BOMBAY ADARSH NAGAR	02/15/1990	Active	14	1	0	7.69%	11		3	Y	4	N	03/2025	90+ Days	
42020	BOMBAY BABULNATH Exc Award (06/30/2023)	11/16/1982	Active	34	4	2	6.25%	32	26	0	Y		N	10/2025		\$1,638.64
54707	BOMBAY BALLARD ESTATE	06/29/1993	Active	11	0	0	0.00%	16		0	Y		R	10/2023		
26127	BOMBAY BOMBAY CENTRAL	11/05/1973	Active	18	0	0	0.00%	18		1	Y		R	08/2024		\$500.47
33474	BOMBAY CHUNABHATTI Exc Award (06/30/2021)	03/14/1977	Active	17	2	0	13.33%	20		2	Y	2	R	10/2025		
41242	BOMBAY CHURCHGATE Exc Award (06/30/2018, 06/30/2022, 06/30/2023)	04/12/1982	Active	123	6	0	5.13%	129		3	Y		N	09/2025		\$600.57
29684	BOMBAY CUFFE PARADE Exc Award (06/30/2016, 06/30/2018, 06/30/2024)	07/15/1974	Active	44	1	0	2.33%	44		0	Y	2	N	07/2025		\$750.00
42609	BOMBAY DHOBI TALAO	04/04/1983	Active	8	2	0	33.33%	5		0	Y	2	N	03/2025		
26131	BOMBAY EAST BOMBAY Exc Award (06/30/2017, 06/30/2018, 06/30/2021)	11/11/1957	Active	39	0	1	-2.50%	42	36	1	Y		N	10/2025		\$1,013.00
57008	BOMBAY GARDEN VIEW	05/31/1995	Active	4	0	0	0.00%	5		3	Y	2	R	11/2023		\$750.70
53571	BOMBAY GATEWAY	08/03/1992	Active(1)	14	0	0	0.00%	14		14	Y		R	07/2025		
40475	BOMBAY GIRGAUM	10/05/1981	Active	4	0	0	0.00%	9		4	Y		IP	06/2025		



Club Health Assessment for District 3231A1 through October 2025

			Status	Membership						Reports				Finance	LCIF	
Club Number	Club Name	Charter Date	Times in Status Quo in Past 2 Years	Current Member Count **	YTD Members Added	YTD Members Dropped	YTD Net Growth% ***	Member Count 1 Year Ago	Dropped Members Avg.Length of Service	Months Since Membership Update	Current Officers Reported ****	Current President Repeated Term	VP Reported *****	Last Date Reported Service (mm/yyyy)	Account Balance	YTD Donations
26123	BOMBAY HOST	02/03/1956	Active	38	1	1	0.00%	36	7	0	Y			09/2025		\$2,000.00
52034	BOMBAY J J CRESCENT	09/27/1991	Active	76	0	6	-7.32%	87	9	3	Y		N	10/2025		
28214	BOMBAY KHETWADI	03/26/1974	Active	13	1	0	8.33%	14		0	Y		N	07/2024	90+ Days	
52581	BOMBAY KINGS CIRCLE	02/26/1992	Active	35	0	0	0.00%	35		4	Y		N	07/2025		
57144	BOMBAY MAHANAGAR	06/28/1995	Active	34	2	0	6.25%	32		1	Y	2	R	02/2025	90+ Days	\$850.09
26137	BOMBAY MAHIM	11/28/1968	Active	15	0	0	0.00%	17		0	Y	2	N	10/2025		
29689	BOMBAY MANDVI EAST	07/15/1974	Active	123	1	3	-1.60%	125	18	2	Y		N	08/2025		\$11.64
30668	BOMBAY MARINE DRIVE	04/30/1975	Active(1)	7	0	0	0.00%	15		10	N	None		10/2023	90+ Days	
54499	BOMBAY PANCHRATNA	05/24/1993	Active	70	0	2	-2.78%	72	1	0	Y		R	10/2025		\$2,809.81
Exc Award (06/30/2018)																
32044	BOMBAY PAREL	04/05/1976	Active	13	0	0	0.00%	14		2	Y		R	10/2025		
Exc Award (06/30/2018)																
26142	BOMBAY PRARTHANA SAMAJ	12/26/1973	Active	10	0	0	0.00%	11		10	Y		N	10/2025		
Exc Award (06/30/2016, 06/30/2017, 06/30/2018, 06/30/2019, 06/30/2022)																
44780	BOMBAY PYDHONIE	03/07/1985	Active	20	0	0	0.00%	20		3	Y		N	08/2025		\$750.00
53669	BOMBAY QUEENSWAY	09/09/1992	Active	18	0	0	0.00%	19		5	Y	2	N	09/2024		\$3,557.26
Exc Award (06/30/2023)																
26145	BOMBAY SHIVAJI PARK	03/14/1964	Active	44	2	0	4.76%	51		1	Y		N	10/2025		\$1,750.00
26146	BOMBAY SION	10/15/1963	Active	176	49	4	34.35%	136	3	0	Y		N	10/2025	90+ Days	\$12,085.44
Exc Award (06/30/2018, 06/30/2023, 06/30/2024)																
55773	BOMBAY SOUTH HILL	05/31/1994	Active	22	0	9	-29.03%	27	4	3	Y		N	07/2025	90+ Days	\$523.74
Exc Award (06/30/2024)																
56054	BOMBAY SOUTHERN HEIGHTS	08/17/1994	Active	3	1	0	50.00%	9		3	Y			08/2020		\$19.46
26148	BOMBAY WADALA	06/08/1968	Active(1)	7	0	0	0.00%	7		0	N	2		01/2018	90+ Days	
26152	BOMBAY WALKESHWAR	02/08/1972	Active	16	0	1	-5.88%	30	3	0	Y		N	01/2025	90+ Days	
34140	BYCULLA	06/24/1977	Active	92	2	0	2.22%	93		1	Y		N	09/2025		\$4,573.09
Exc Award (06/30/2016, 06/30/2024)																
26166	MUMBAI CITY CENTER	10/26/1971	Active	7	0	0	0.00%	10		4	Y	3		10/2022	90+ Days	
151339	Mumbai Dadar Jewels	06/16/2022	Active	94	26	0	38.24%	36		0	Y		N	10/2025	90+ Days	\$1,550.70



Club Health Assessment for District 3231A1 through October 2025

INTERNATIONAL

			Status	Membership					Reports					Finance	LCIF	
Club Number	Club Name	Charter Date	Times in Status Quo in Past 2 Years	Current Member Count **	YTD Members Added	YTD Members Dropped	YTD Net Growth% ***	Member Count 1 Year Ago	Dropped Members Avg.Length of Service	Months Since Membership Update	Current Officers Reported ****	Current President Repeated Term	VP Reported *****	Last Date Reported Service (mm/yyyy)	Account Balance	YTD Donations
144313	Mumbai Elite	12/30/2020	Active	18	0	0	0.00%	23		4	Y		N	10/2025	90+ Days	\$11.64
132034	Mumbai Midtown	07/09/2017	Active	26	0	0	0.00%	21		4	Y	2	N	08/2025	90+ Days	
134071	Mumbai Millennials	03/21/2018	Active	33	5	0	17.86%	34		3	Y		N	10/2025		
59006	MUMBAI NARIMAN POINT	01/10/1997	Active	6	0	0	0.00%	6		19	Y		N	04/2017		
138548	Mumbai New Marine Drive	06/12/2019	Active	11	0	0	0.00%	11		20	N	None		10/2023	90+ Days	\$100.09
67473	MUMBAI SHANTI DOOT	03/13/2003	Active	18	0	0	0.00%	16		9	Y		N	10/2023		
151262	Mumbai Worli	06/14/2022	Active	10	3	0	42.86%	8		2	Y	3	R	01/2025	90+ Days	
33607	PRABHADEVI	03/30/1977	Active	33	21	0	175.00%	14		0	Y		N	10/2022		

Clubs Cancelled Previous Fiscal Year – Clubs Cancelled within last 12 months may be reinstated

Club Number	Club Name	Charter Date	Current Status*	Cancellation Date
125418	Mumbai Kutch	08/12/2015	Cancelled(6*)	07/29/2024

Current Total Clubs Count	YTD New Clubs Count	YTD Cancelled Clubs Count	YTD Net Club Gain	Current Total Members Count	YTD Add	YTD Drop	YTD Net Growth	YTD Net Growth %	Member Count 12 Months Ago	Average Member Count Per Club	% of Clubs with less than 20 members	% No Officer Report in 12 Months	% of Clubs with balance 90+ days	Number of Clubs in Status Quo	% Status Quo Clubs in Financial Suspension	Number of Cancelled Clubs	Average Cancelled Club Age	Members Lost Due to Cancellation	% of Clubs Cancelled for Non-Financial Reasons
50	6	0	6	1,581	288	39	249	18.69%	1,376	32	54%	4%	38%	0	0%	0	0	0	0%

* - P - Priority Club. Cancellation Reasons: 1-Objectives/conduct, 2-Non-active club, 5-Non-existing club, 6-Disbanding, 7-Merger, 8-Financial Suspension, 9-District/Multiple District Dues.

** Red denotes below 15 active members.

*** Red denotes 20% + loss.

**** Y - all 3 (President, Secretary, Treasurer) club officers reported, N - not all 3 reported.

***** Abbreviation: N-New, IP-Immediate Past, R-Repeat.



Club Health Assessment for District 3231A2 through October 2025

			Status	Membership					Reports				Finance		LCIF	
Club Number	Club Name	Charter Date	Times in Status Quo in Past 2 Years	Current Member Count **	YTD Members Added	YTD Members Dropped	YTD Net Growth***	Member Count 1 Year Ago	Dropped Members Avg.Length of Service	Months Since Membership Update	Current Officers Reported ****	Current President Repeated Term	VP Reported *****	Last Date Reported Service (mm/yyyy)	Account Balance	YTD Donations
Clubs less than two years old																
182352	Ambivali Youth	06/20/2025	Active	23	0	0	0.00%	0		4	N	None			90+ Days	
155311	Badlapur	12/21/2023	Active(1)	26	0	0	0.00%	20		4	Y		N	08/2024	90+ Days	
157746	Kalyan BK Birla College Campus	04/01/2024	Active	28	8	7	3.70%	20	1	1	Y				90+ Days	
180193	Kalyan K M Agrawal College Campus	01/06/2025	Active	20	0	0	0.00%	0		5	Y				90+ Days	
157560	Kalyan LD Sonawane College Campus	02/27/2024	Active	25	0	0	0.00%	20		4	Y	3	R	09/2024	90+ Days	
187413	Mumbai HK College Campus	09/15/2025	Newly Chartered	20	20	0	100.00%	0		1	Y		N			
157714	Mumbai Met College Campus	05/16/2024	Active	30	0	0	0.00%	23		4	N				90+ Days	
187112	Mumbai MET Institute of Pharmacy Campus	07/14/2025	Active	20	20	0	100.00%	0		3	Y					
186794	Mumbai Royals	07/10/2025	Active	20	20	0	100.00%	0		3	Y				90+ Days	
186036	Mumbai Virtual Professionals	07/11/2025	Active	19	20	1	100.00%	0	0	2	Y	None			90+ Days	
175555	Thakurli Gems	09/03/2024	Active(1)	17	0	0	0.00%	20		4	Y		N	01/2025	90+ Days	
185141	Thane Brahmand	07/10/2025	Active	20	20	0	100.00%	0		3	Y		N		90+ Days	
172153	Thane New Metro City	06/18/2024	Active	29	6	0	26.09%	27		1	Y		N	10/2025		\$50.05
Clubs more than two years old																
26120	AMBERNATH	06/22/1966	Active(1)	12	0	0	0.00%	19		4	N	None		08/2024	90+ Days	
155295	Bhandup	07/26/2023	Active	24	13	0	118.18%	13		2	Y		R	10/2025		\$200.19
26122	BHIWANDI	04/06/1963	Active	86	0	7	-7.53%	113	11	0	Y		N	09/2025	90+ Days	\$1,000.00
Exc Award (06/30/2021)																
61334	BOMBAY CHEMBUR GOLD	12/07/1998	Active	5	0	0	0.00%	5		17	Y	2	R	10/2024		
36843	BOMBAY CHEMBUR WEST	03/26/1979	Active	20	2	0	11.11%	23		3	Y		N	12/2024	90+ Days	
48635	BOMBAY GOVANDI	05/25/1988	Active	61	0	8	-11.59%	66	1	0	Y		N	07/2025		\$2,451.35
Exc Award (06/30/2021)																
52078	BOMBAY HILL TOP	10/10/1991	Active	44	10	0	29.41%	35		1	Y		N	10/2025		\$833.32
Exc Award (06/30/2018, 06/30/2021, 06/30/2024)																
56343	BOMBAY KANJUR MARG	12/28/1994	Active	52	9	0	20.93%	46		0	Y		N	10/2025		\$27,275.37



Club Health Assessment for District 3231A2 through October 2025

			Status	Membership					Reports					Finance		LCIF
Club Number	Club Name	Charter Date	Times in Status Quo in Past 2 Years	Current Member Count **	YTD Members Added	YTD Members Dropped	YTD Net Growth% ***	Member Count 1 Year Ago	Dropped Members Avg.Length of Service	Months Since Membership Update	Current Officers Reported ****	Current President Repeated Term	VP Reported *****	Last Date Reported Service (mm/yyyy)	Account Balance	YTD Donations
Exc Award (06/30/2016, 06/30/2017, 06/30/2019, 06/30/2021, 06/30/2024)			Active	31	1	0	3.33%	32		1	Y		N	10/2025		
26136	BOMBAY KURLA	09/26/1964														
Exc Award (06/30/2021)			Active	65	6	0	10.17%	65		1	Y		N	10/2025		\$500.47
52557	BOMBAY LAKESIDE	02/19/1992														
Exc Award (06/30/2016, 06/30/2017, 06/30/2025)			Active	9	0	0	0.00%	9		19	Y	9	R	07/2023	90+ Days	
50225	BOMBAY MAHUL	02/22/1990														
			Active	258	22	1	8.86%	256	62	0	Y		N	10/2025		\$3,502.52
26139	BOMBAY MULUND	01/31/1964														
Exc Award (06/30/2017, 06/30/2020, 06/30/2022)			Active	41	1	1	0.00%	55	0	2	Y		N	06/2025		\$1,282.77
53933	BOMBAY SARVODAYA NAGAR	12/28/1992														
Exc Award (06/30/2021)			Active	13	0	0	0.00%	22		3	Y		IP	06/2024	90+ Days	
57522	BOMBAY SCIENCE CITY	11/29/1995														
Exc Award (06/30/2019, 06/30/2022)			Active	96	6	0	6.67%	95		1	Y		N	10/2025		\$1,501.40
50164	BOMBAY UP TOWN	02/06/1990														
Exc Award (06/30/2016, 06/30/2021)			Active	62	4	3	1.64%	51	6	1	Y		R	09/2025		
33780	BOMBAY VIDYAVIHAR	04/28/1977														
			Active	45	0	0	0.00%	41		3	Y		N	10/2025	90+ Days	
53846	BOMBAY WEST COAST	11/24/1992														
Exc Award (06/30/2022, 06/30/2024)			Active	86	4	2	2.38%	87	4	0	Y		N	03/2025		
26153	CHEMBUR	06/30/1959														
Exc Award (06/30/2019, 06/30/2020, 06/30/2021, 06/30/2022, 06/30/2023)			Active	20	4	2	11.11%	16	8	0	Y		N	07/2023	90+ Days	
26165	Chembur Central	04/17/1973														
Exc Award (06/30/2016)			Active	23	5	0	27.78%	18		2	Y		N	10/2025	90+ Days	\$100.09
118227	CHEMBUR CROWN	11/01/2012														
			Active	23	0	0	0.00%	23		5	Y		N	08/2025	90+ Days	
147814	Chembur Dafodils	08/04/2021														
			Active	41	0	0	0.00%	44		4	Y		N	04/2025		
111051	CHEMBUR DIAMONDS	05/13/2011														
Exc Award (06/30/2019, 06/30/2021)			Active	19	3	0	18.75%	27		3	N	2	N	09/2025	90+ Days	
122464	Chembur Icon	06/13/2014														
Exc Award (06/30/2023)			Cancelled(8*)	0	0	5	-100.00%	5	3	2	N	None		10/2024	90+ Days	
151736	Chembur Kasturi	09/28/2022														
			Active	4	0	0	0.00%	4		16	Y		R	10/2023		
151890	Chembur Rashtramitra	07/21/2022														



Club Health Assessment for District 3231A2 through October 2025

			Status	Membership						Reports				Finance		LCIF
Club Number	Club Name	Charter Date	Times in Status Quo in Past 2 Years	Current Member Count **	YTD Members Added	YTD Members Dropped	YTD Net Growth% ***	Member Count 1 Year Ago	Dropped Members Avg.Length of Service	Months Since Membership Update	Current Officers Reported ****	Current President Repeated Term	VP Reported *****	Last Date Reported Service (mm/yyyy)	Account Balance	YTD Donations
104614	DOMBIVALI	02/02/2009	Active	54	4	0	8.00%	44		3	Y		N	05/2025	90+ Days	\$100.09
139358	Dombivali Palava City	09/12/2019	Active	16	0	4	-20.00%	23	4	2	Y		R	02/2025		
26157	GHATKOPAR	03/15/1958	Active	98	0	0	0.00%	98		1	Y		N	08/2025		
Exc Award (06/30/2016, 06/30/2017, 06/30/2018, 06/30/2021)																
127815	Ghatkopar Gold	06/08/2016	Active	4	0	0	0.00%	4		17	Y	3	R	10/2024	90+ Days	\$500.47
26159	KALYAN	02/27/1958	Active	62	1	0	1.64%	58		2	Y		N	07/2025		
Exc Award (06/30/2020)																
155274	Kalyan Khadakpada	08/14/2023	Active(1)	11	12	9	37.50%	14	2	1	Y		N	02/2025	90+ Days	\$500.47
153180	Kalyan Saket Gyanpeeth Campus	12/12/2022	Active(1)	31	0	0	0.00%	18		4	N	None		10/2023		
136939	Kanjurvikroli	12/07/2018	Active	22	1	0	4.76%	27		3	Y	4	N	01/2025		
Exc Award (06/30/2020, 06/30/2021)																
141089	Mohone Titwala	03/19/2020	Active(1)	36	0	0	0.00%	41		4	Y		N	09/2024	90+ Days	
Exc Award (06/30/2021, 06/30/2023, 06/30/2024)																
88905	MUMBAI GHATKOPAR GALAXY	06/30/2005	Active	30	0	0	0.00%	34		4	Y		N	10/2025		\$100.09
Exc Award (06/30/2022)																
60993	MUMBAI MAJESTIC MULUND	06/30/1998	Active(1)	22	0	1	-4.35%	22	6	2	Y		R	02/2025	90+ Days	
139346	Mumbai Sherwood	07/26/2019	Active(1)	5	0	0	0.00%	11		4	N	None		07/2023	90+ Days	
123812	Mumbai Silver Oak	12/17/2014	Active	14	2	1	7.69%	20	6	0	Y			10/2025	90+ Days	
144079	Mumbai Tilaknagar Chembur	12/27/2020	Active(2)	4	0	0	0.00%	13		5	N	None		07/2023	90+ Days	
117260	POWAI	06/21/2012	Active(1)	31	3	1	6.90%	31	1	3	Y		N	08/2024	90+ Days	\$500.00
Exc Award (06/30/2021)																
38222	SHAHAPUR	03/06/1980	Active	48	0	0	0.00%	48		14	N	None		02/2025	90+ Days	
26169	THANE	12/03/1958	Active(2)	6	0	0	0.00%	6		19	Y	2		07/2023	90+ Days	
148986	Thane Bramhala	01/03/2022	Active	45	15	5	28.57%	48	1	0	Y		N	08/2025		\$500.47
120621	Thane Central	10/30/2013	Active(1)	27	0	0	0.00%	25		3	Y		R	10/2025		\$100.09
Exc Award (06/30/2019, 06/30/2022)																
124421	Thane Diamonds	03/13/2015	Active(1)	4	0	0	0.00%	4		19	N	None		07/2023	90+ Days	
137684	Thane Galaxy	04/02/2019	Active	19	0	0	0.00%	20		4	Y		N	03/2024		
56715	THANE KAUSA	03/28/1995	Active(3)	14	0	0	0.00%	14		19	N	None		07/2023	90+ Days	



Club Health Assessment for District 3231A2 through October 2025

			Status	Membership						Reports				Finance	LCIF	
Club Number	Club Name	Charter Date	Times in Status Quo in Past 2 Years	Current Member Count **	YTD Members Added	YTD Members Dropped	YTD Net Growth% ***	Member Count 1 Year Ago	Dropped Members Avg.Length of Service	Months Since Membership Update	Current Officers Reported ****	Current President Repeated Term	VP Reported *****	Last Date Reported Service (mm/yyyy)	Account Balance	YTD Donations
47634	THANE KOPRI	06/30/1987	Active	73	3	1	2.82%	75	9	2	Y		N	08/2025		\$600.56
	Exc Award (06/30/2016, 06/30/2018, 06/30/2019, 06/30/2020, 06/30/2021, 06/30/2022)															
51015	THANE NORTH	10/18/1990	Active	164	11	1	6.49%	154	1	1	Y		N	09/2025		\$4,703.45
	Exc Award (06/30/2016, 06/30/2018, 06/30/2019, 06/30/2021, 06/30/2022, 06/30/2023, 06/30/2024)															
131807	Thane Oceanic	07/18/2017	Active	18	3	0	20.00%	15		3	Y		N	03/2025	90+ Days	
	Exc Award (06/30/2024)															
29686	THANE PLATINUM	07/15/1974	Active	28	7	0	33.33%	25		3	Y		N	08/2025	90+ Days	
150624	Thane Pokhran	05/18/2022	Active(1)	12	2	1	9.09%	13	3	0	Y		N	10/2025		
146428	Thane Pride	06/01/2021	Active	40	2	0	5.26%	34		2	Y		N	10/2025	90+ Days	\$200.09
	Exc Award (06/30/2024)															
135738	Thane Royals	07/17/2018	Active	13	0	0	0.00%	13		11	Y	2	R	03/2024	90+ Days	
147279	Thane Urban	07/02/2021	Active	23	6	0	35.29%	16		3	Y		N	10/2025		
121853	Thane West	04/11/2014	Active	19	1	0	5.56%	21		2	Y	2	R	10/2025		\$504.80
107995	ULHASNAGAR	04/07/2010	Active	29	0	3	-9.38%	40	5	0	Y	2	R	03/2025	90+ Days	
	Exc Award (06/30/2021)															
78451	WADA ARTS AND COMMERCE COLLEGE	03/02/2004	Active(2)	14	0	0	0.00%	14		4	Y		N	01/2025	90+ Days	

Clubs Cancelled Previous Fiscal Year – Clubs Cancelled within last 12 months may be reinstated

Club Number	Club Name	Charter Date	Current Status*	Cancellation Date
50990	BOMBAY AMAR MAHAL	10/11/1990	Cancelled(8*)	06/29/2025
151788	Chembur Brilliant	07/19/2022	Cancelled(8*)	06/29/2025
155294	Chembur East	01/29/2024	Cancelled(8*)	12/30/2024
155272	Chembur Platinum	09/26/2023	Cancelled(8*)	09/29/2024
117257	GHATKOPAR PRIDE	06/21/2012	Cancelled(8*)	06/29/2025



Club Health Assessment for District 3231A2 through October 2025

INTERNATIONAL

						Status		Membership					Reports				Finance		LCIF
						Times in Status Quo in Past 2 Years		Current Member Count **	YTD Members Added	YTD Members Dropped	YTD Net Growth***	Member Count 1 Year Ago	Dropped Members Avg.Length of Service	Months Since Membership Update	Current Officers Reported ****	Current President Repeated Term	VP Reported *****	Last Date Reported Service (mm/yyyy)	Account Balance
Club Number	Club Name		Charter Date																
Current Total Clubs Count	YTD New Clubs Count	YTD Cancelled Clubs Count	YTD Net Club Gain	Current Total Members Count	YTD Add	YTD Drop	YTD Net Growth	Member Count 12 Months Ago	Average Member Count Per Club	% of Clubs with less than 20 members	% No Officer Report in 12 Months	% of Clubs with balance 90+ days	Number of Clubs in Status Quo	% Status Quo Clubs in Financial Suspension	Number of Cancelled Clubs	Average Cancelled Club Age	Members Lost Due to Cancellation	% of Clubs Cancelled for Non-Financial Reasons	
70	5	1	4	2,473	277	64	213	9.42%	2,343	35	33%	7%	54%	0	0%	1	55	5	-500%

* - P - Priority Club. Cancellation Reasons: 1-Objectives/conduct, 2-Non-active club, 5-Non-existing club, 6-Disbanding, 7-Merger, 8-Financial Suspension, 9-District/Multiple District Dues.

** Red denotes below 15 active members.

*** Red denotes 20% + loss.

**** Y - all 3 (President, Secretary, Treasurer) club officers reported, N - not all 3 reported.

***** Abbreviation: N-New, IP-Immediate Past, R-Repeat.




Club Health Assessment for District 3231A3 through October 2025

			Status	Membership					Reports				Finance		LCIF	
Club Number	Club Name	Charter Date	Times in Status Quo in Past 2 Years	Current Member Count **	YTD Members Added	YTD Members Dropped	YTD Net Growth% ***	Member Count 1 Year Ago	Dropped Members Avg.Length of Service	Months Since Membership Update	Current Officers Reported ****	Current President Repeated Term	VP Reported *****	Last Date Reported Service (mm/yyyy)	Account Balance	YTD Donations
Clubs less than two years old																
180534	Mumbai Adityam Gold	01/27/2025	Active	20	0	0	0.00%	0		7	Y	2	R		90+ Days	
183317	Mumbai Malad Metro	07/09/2025	Active	20	20	0	100.00%	0		3	Y		N			
183292	Mumbai Malad West	07/09/2025	Active	20	20	0	100.00%	0		3	Y		N			
183146	Mumbai Navakar	07/10/2025	Active	26	26	0	100.00%	0		0	Y		N	10/2025	90+ Days	
182914	Mumbai Royals	06/20/2025	Active	20	0	0	0.00%	0		0	N	2		10/2025	90+ Days	
182159	Mumbai Shelter	05/09/2025	Active	20	5	4	5.26%	0	0	1	Y	2	N	10/2025	90+ Days	
180336	Mumbai Sky	01/21/2025	Active	52	2	0	4.00%	0		3	Y	2	R		90+ Days	
171321	Mumbai Tech-N-Eco	05/08/2024	Active	21	0	0	0.00%	20		7	Y	3	R			
180421	Mumbai Unity	01/21/2025	Active	18	0	2	-10.00%	0	0	3	N	None			90+ Days	
183152	Vasai Aayush	07/09/2025	Active	22	22	0	100.00%	0		2	Y		N	08/2025	90+ Days	
185879	Vasai Lakshya	07/12/2025	Active	21	21	0	100.00%	0		3	Y		N			
Clubs more than two years old																
104031	AGASHI	12/01/2008	Active	43	0	0	0.00%	43		4	Y		N	10/2025	90+ Days	
	Exc Award (06/30/2016, 06/30/2022)															
37197	BHAYANDAR	05/31/1979	Active	6	0	0	0.00%	5		6	Y	2	N	07/2022		
	Exc Award (06/30/2016)															
26124	BOMBAY AAREY	07/07/1971	Active	17	0	0	0.00%	19		4	Y		N	10/2025		
26125	BOMBAY AIRPORT	07/12/1972	Active	47	5	0	11.90%	51		2	Y		N	10/2025		\$116.39
	Exc Award (06/30/2016, 06/30/2017, 06/30/2022, 06/30/2024)															
26121	BOMBAY ANDHERI	12/19/1963	Active	48	1	0	2.13%	52		1	Y		N	10/2025		
	Exc Award (06/30/2016, 06/30/2017)															
47632	BOMBAY BANDRA RECLAMATION	06/30/1987	Active	18	0	2	-10.00%	21	7	1	Y		N	10/2025		
	Exc Award (06/30/2024)															
29239	BOMBAY BORIVILI EAST MAHARASH	04/26/1974	Active(2)	22	0	0	0.00%	2		6	Y	2	N	12/2024	90+ Days	
26130	BOMBAY EAST BANDRA	10/12/1968	Active	9	1	0	12.50%	16		3	Y	2	R	08/2023	90+ Days	
50780	BOMBAY FOUR BUNGALOWS	06/27/1990	Active	13	3	1	18.18%	8	1	0	Y	2	N	10/2022		




Club Health Assessment for District 3231A3 through October 2025

			Status	Membership						Reports				Finance	LCIF	
Club Number	Club Name	Charter Date	Times in Status Quo in Past 2 Years	Current Member Count **	YTD Members Added	YTD Members Dropped	YTD Net Growth% ***	Member Count 1 Year Ago	Dropped Members Avg.Length of Service	Months Since Membership Update	Current Officers Reported ****	Current President Repeated Term	VP Reported *****	Last Date Reported Service (mm/yyyy)	Account Balance	YTD Donations
46257	BOMBAY GOKULDHAM YASHODHAM Exc Award (06/30/2016, 06/30/2018)	05/23/1986	Active	66	3	0	4.76%	66		2	Y		N	10/2025		
26129	BOMBAY GOREGAON	03/20/1964	Active(1)	15	0	0	0.00%	16		4	Y		N	09/2024	90+ Days	
26132	BOMBAY J B NAGAR Exc Award (06/30/2017)	10/15/1971	Active	12	0	1	-7.69%	17	46	2	Y	5	R	10/2024		
26133	BOMBAY JOGESHWARI-MAJ Exc Award (06/30/2017)	10/12/1972	Active(1)	7	0	0	0.00%	8		4	Y		N	10/2022	90+ Days	
57320	BOMBAY JUHU BEACH	09/05/1995	Active	16	0	2	-11.11%	16	0	3	Y	2	R	01/2024		
56109	BOMBAY JUHU-GULMOHAR Exc Award (06/30/2021)	09/22/1994	Active	40	4	0	11.11%	36		2	Y	2		10/2025		
26135	BOMBAY KALINA Exc Award (06/30/2024)	07/11/1973	Active	26	6	0	30.00%	25		1	Y		N	10/2025		\$139.44
26160	BOMBAY KANDIVILI Exc Award (06/30/2022)	09/25/1973	Active(1)	18	3	3	0.00%	20	3	1	Y	2	N	10/2025	90+ Days	
28075	BOMBAY KANDIVLI EAST Exc Award (06/30/2016, 06/30/2022)	02/22/1974	Active(1)	15	4	0	36.36%	12		0	Y		R	10/2025	90+ Days	
54795	BOMBAY KHAR NORTH	07/27/1993	Active	17	0	0	0.00%	28		4	Y	2	R	10/2023		
45829	BOMBAY LINK ROAD MALAVANI Exc Award (06/30/2018, 06/30/2022)	02/21/1986	Active	14	1	0	7.69%	13		3	Y		R	10/2025		\$50.05
58129	BOMBAY LOKHANDWALA TOWNSHIP Exc Award (06/30/2017, 06/30/2023)	04/15/1996	Active	43	1	0	2.38%	42		1	Y		N	10/2025		\$75,651.76
55850	BOMBAY MALAD DINDOSHI Exc Award (06/30/2021, 06/30/2022, 06/30/2024)	06/21/1994	Active	22	0	0	0.00%	27		0	Y		N	01/2025		
29936	BOMBAY MALAD EAST	11/04/1974	Active	37	0	0	0.00%	38		11	Y	2	R	10/2025	90+ Days	
45227	BOMBAY MALAD MARVE Exc Award (06/30/2016, 06/30/2017, 06/30/2021, 06/30/2024)	06/30/1985	Active	102	2	0	2.00%	105		2	Y		N	10/2025		\$6,127.44
26138	BOMBAY MAROL Exc Award (06/30/2016)	07/07/1971	Active	96	29	6	31.51%	84	8	0	Y		N	10/2025		\$4,991.15
62054	BOMBAY MILLENNIUM Exc Award (06/30/2017, 06/30/2024)	06/08/1999	Active	80	5	1	5.26%	81	25	2	Y		N	10/2025		\$4,003.72



Club Health Assessment for District 3231A3 through October 2025

			Status	Membership						Reports				Finance	LCIF	
Club Number	Club Name	Charter Date	Times in Status Quo in Past 2 Years	Current Member Count **	YTD Members Added	YTD Members Dropped	YTD Net Growth% ***	Member Count 1 Year Ago	Dropped Members Avg.Length of Service	Months Since Membership Update	Current Officers Reported ****	Current President Repeated Term	VP Reported *****	Last Date Reported Service (mm/yyyy)	Account Balance	YTD Donations
26141	BOMBAY NORTH BOMBAY	11/28/1956	Active	56	2	1	1.82%	60	6	2	Y		N	10/2025		
Exc Award (06/30/2017, 06/30/2022)																
52432	BOMBAY OSHIWARA CRESCENT	01/26/1992	Active	61	2	0	3.39%	60		3	Y		N	09/2024		\$1,000.93
Exc Award (06/30/2017, 06/30/2018, 06/30/2021, 06/30/2022, 06/30/2023, 06/30/2024)																
43049	BOMBAY SEASIDE WEST	09/12/1983	Active(1)	14	0	0	0.00%	17		5	Y		R	10/2025		
Exc Award (06/30/2016)																
53572	BOMBAY SEVEN BUNGALOWS	08/03/1992	Active	48	1	0	2.13%	41		1	Y	2	N	08/2025		
Exc Award (06/30/2017)																
28215	BOMBAY VERSOVA	03/21/1974	Active	24	1	0	4.35%	25		3	Y	3	N	10/2025		
Exc Award (06/30/2018)																
54017	BOMBAY VIJAY NAGAR	01/26/1993	Active	62	12	0	24.00%	50		1	Y		N	10/2025		\$1,000.00
26143	BOMBAY VILE PARLE EA	07/12/1972	Active	52	25	0	92.59%	33		3	Y		N	10/2025		\$20.00
51855	BOMBAY VILE PARLE WEST	06/25/1991	Active	157	12	2	6.80%	156	2	2	Y		N	02/2025		
Exc Award (06/30/2023)																
47373	BOMBAY WEST	05/22/1987	Active	70	0	0	0.00%	70		2	Y	2	N	10/2025		\$1,000.93
Exc Award (06/30/2016, 06/30/2023)																
45740	BOMBAY WILLINGDON CRESCENT	01/21/1986	Active	98	16	9	7.69%	94	5	0	Y		N	10/2025		
Exc Award (06/30/2021, 06/30/2024)																
52003	BOMBAY YOGI NAGAR	09/09/1991	Active	75	0	0	0.00%	77		4	Y		N	09/2024		
Exc Award (06/30/2016, 06/30/2018)																
103788	BORDI	10/10/2008	Active	33	3	0	10.00%	32		3	Y	2	R	08/2025	90+ Days	
26151	BORIVILI-WEST L C	09/25/1973	Active	52	8	5	6.12%	51	6	1	Y		N	10/2025		
Exc Award (06/30/2022, 06/30/2024)																
106493	CHINCHANI TARAPUR	08/31/2009	Active(2)	20	1	0	5.26%	19		1	Y	2	R	10/2025	90+ Days	
Exc Award (06/30/2024)																
26154	DAHANU	04/07/1970	Active	82	7	0	9.33%	69		2	Y		N	08/2025	90+ Days	
26155	DAHISAR	11/26/1962	Active	39	1	2	-2.50%	41	4	0	Y		N	10/2025		\$1,130.26
Exc Award (06/30/2016, 06/30/2019, 06/30/2021)																
26158	JUHU	05/18/1959	Active	170	4	0	2.41%	174		0	Y		N	10/2025		\$550.47



Club Health Assessment for District 3231A3 through October 2025

			Status	Membership						Reports				Finance		LCIF
Club Number	Club Name	Charter Date	Times in Status Quo in Past 2 Years	Current Member Count **	YTD Members Added	YTD Members Dropped	YTD Net Growth% ***	Member Count 1 Year Ago	Dropped Members Avg.Length of Service	Months Since Membership Update	Current Officers Reported ****	Current President Repeated Term	VP Reported *****	Last Date Reported Service (mm/yyyy)	Account Balance	YTD Donations
105872	Exc Award (06/30/2016, 06/30/2017, 06/30/2018, 06/30/2023) KANDIVLI WESTERN EXPRESS	06/22/2009	Active	38	1	1	0.00%	44	8	1	Y		N	10/2025		\$200.19
88914	Exc Award (06/30/2016, 06/30/2017, 06/30/2018, 06/30/2019, 06/30/2021, 06/30/2022, 06/30/2023) KELVE	06/15/2005	Active	41	7	0	20.59%	31		1	Y		N	10/2025		
104613	MAHIM SHANTINIKETAN	02/02/2009	Active	11	0	0	0.00%	13		0	Y		N	01/2025	90+ Days	
26164	MALAD BORIVLI	09/26/1959	Active	309	26	0	9.19%	299		0	Y		N	10/2025		\$1,501.40
118787	Exc Award (06/30/2016, 06/30/2019, 06/30/2022, 06/30/2023) MIRA-BHAYANDAR GALAXY	04/16/2013	Active(2)	21	5	0	31.25%	22		0	Y		N	09/2025	90+ Days	
105574	Exc Award (06/30/2016, 06/30/2018, 06/30/2022) MUMBAI BEACH HEAVEN	05/27/2009	Active	5	0	0	0.00%	5		13	Y	2	N	10/2025		\$100.09
135055	Exc Award (06/30/2019, 06/30/2022) Mumbai Smiles	06/06/2018	Active	2	0	0	0.00%	6		7	N	5		04/2023		
145888	Mumbai Aabeer	04/08/2021	Cancelled(6*)	0	0	0	0.00%	8		4	N	None		01/2024		
88983	MUMBAI ACTION	07/26/2005	Active	13	0	0	0.00%	14		7	Y	2	N	10/2024	90+ Days	
142595	Mumbai Angels	08/12/2020	Active	16	5	0	45.45%	20		3	Y		N	10/2025	90+ Days	
89111	Exc Award (06/30/2021, 06/30/2022, 06/30/2023) MUMBAI BANDRA KHAR	08/16/2005	Active	44	2	1	2.33%	39	0	2	Y		N	10/2025		\$20.02
133626	Exc Award (06/30/2016, 06/30/2019, 06/30/2022, 06/30/2023) Mumbai Bharat ICON	01/15/2018	Active	16	0	0	0.00%	19		2	Y		N	02/2025		
63432	MUMBAI CARTER ROAD	06/30/2000	Active	54	4	4	0.00%	59	16	0	Y		N	10/2025		\$2,000.00
131905	Exc Award (06/30/2017, 06/30/2022) Mumbai Champs	07/10/2017	Active	36	0	0	0.00%	41		4	Y		N	10/2025		
132148	Exc Award (06/30/2022) Mumbai Chhatrapati	07/10/2017	Active(1)	54	6	0	12.50%	23		2	Y		R	10/2025		\$512.10
122906	Exc Award (06/30/2023) Mumbai Corporate	08/08/2014	Active(2)	8	0	0	0.00%	10		4	Y	2		10/2022	90+ Days	
128507	Mumbai Cosmic Pride	08/04/2016	Active	26	4	0	18.18%	24		2	Y		N	10/2025	90+ Days	
	Exc Award (06/30/2018)															



Club Health Assessment for District 3231A3 through October 2025

			Status	Membership					Reports					Finance	LCIF	
Club Number	Club Name	Charter Date	Times in Status Quo in Past 2 Years	Current Member Count **	YTD Members Added	YTD Members Dropped	YTD Net Growth% ***	Member Count 1 Year Ago	Dropped Members Avg.Length of Service	Months Since Membership Update	Current Officers Reported ****	Current President Repeated Term	VP Reported *****	Last Date Reported Service (mm/yyyy)	Account Balance	YTD Donations
132982	Mumbai Den	10/25/2017	Active	12	0	0	0.00%	18		5	Y		N	10/2023	90+ Days	
125506	Mumbai Entrepreneurs	07/24/2015	Active	20	1	0	5.26%	27		2	Y		N	10/2023	90+ Days	
	Exc Award (06/30/2024)															
131950	Mumbai Game Changer	07/10/2017	Active	5	0	0	0.00%	5		28	N	None		12/2022	90+ Days	
111675	MUMBAI HERITAGE GALAXY	07/19/2011	Active(1)	157	0	0	0.00%	258		3	Y		N	10/2025	90+ Days	
	Exc Award (06/30/2016, 06/30/2017, 06/30/2018, 06/30/2020, 06/30/2021)															
135156	Mumbai Indians	06/13/2018	Active(1)	16	0	0	0.00%	16		4	Y			10/2022	90+ Days	\$2,001.86
125327	Mumbai Island	07/08/2015	Active	6	0	0	0.00%	6		17	Y	11	R	10/2022	90+ Days	
154663	Mumbai Kandivali Industrial Estate	06/13/2023	Active	10	0	0	0.00%	20		10	Y	2				
61144	MUMBAI LOKHANDWALA GALAXY	09/22/1998	Active	5	0	0	0.00%	5		5	N	None		07/2022	90+ Days	
130991	Mumbai Lokhandwala Regina	05/22/2017	Active	10	1	0	11.11%	20		3	Y		N	10/2025		
151293	Mumbai Magic	06/15/2022	Active	20	11	0	122.22%	14		2	N		N	04/2025	90+ Days	
	Exc Award (06/30/2022)															
66906	MUMBAI MAHASAGAR	11/22/2002	Active	32	0	0	0.00%	33		4	Y	2	R	06/2025		
	Exc Award (06/30/2016, 06/30/2019, 06/30/2023)															
107677	MUMBAI MAHAVIR NAGAR	02/25/2010	Active	93	10	0	12.05%	89		0	Y		N	10/2025		\$1,901.78
	Exc Award (06/30/2016, 06/30/2017, 06/30/2018, 06/30/2021, 06/30/2022, 06/30/2024)															
132782	Mumbai Matrix	10/04/2017	Active(1)	7	0	0	0.00%	11		4	Y		R	10/2024	90+ Days	
	Exc Award (06/30/2018)															
128208	Mumbai Metro	07/05/2016	Active	38	5	0	15.15%	39		0	Y		R	10/2025		
	Exc Award (06/30/2021, 06/30/2023)															
122752	Mumbai Mira Diamond	07/14/2014	Active(2)	9	0	0	0.00%	11		3	Y		R	05/2025	90+ Days	
99010	MUMBAI NAGARI	04/03/2007	Active	23	0	0	0.00%	26		4	Y		N	09/2024	90+ Days	
112054	MUMBAI NORTH WEST	08/16/2011	Cancelled(6*)	0	0	1	-100.00%	4	40	10	N	None		07/2022		
67046	MUMBAI OYSTER	12/11/2002	Active	28	2	0	7.69%	22		0	Y		N	10/2025		\$4,101.02
	Exc Award (06/30/2016, 06/30/2017, 06/30/2018, 06/30/2019)															
138508	Mumbai Platinum	06/05/2019	Active	36	1	0	2.86%	28		2	Y		N	06/2025		



Club Health Assessment for District 3231A3 through October 2025

			Status	Membership					Reports				Finance	LCIF		
Club Number	Club Name	Charter Date	Times in Status Quo in Past 2 Years	Current Member Count **	YTD Members Added	YTD Members Dropped	YTD Net Growth% ***	Member Count 1 Year Ago	Dropped Members Avg.Length of Service	Months Since Membership Update	Current Officers Reported ****	Current President Repeated Term	VP Reported *****	Last Date Reported Service (mm/yyyy)	Account Balance	YTD Donations
122882	Mumbai Pride	08/04/2014	Active	30	0	0	0.00%	28		1	Y		N	07/2025	90+ Days	
	Exc Award (06/30/2018)															
132358	Mumbai Rana	08/03/2017	Active(1)	34	2	0	6.25%	35		3	N		N	08/2024	90+ Days	
	Exc Award (06/30/2018, 06/30/2019, 06/30/2020, 06/30/2021, 06/30/2022, 06/30/2023)															
131738	Mumbai Rejoice	07/10/2017	Active	45	5	0	12.50%	42		3	Y		N	10/2025	90+ Days	\$4,003.73
	Exc Award (06/30/2018, 06/30/2022, 06/30/2023, 06/30/2024)															
138097	Mumbai Royal Palms	04/25/2019	Active	20	2	0	11.11%	19		0	Y		N	10/2025	90+ Days	
146387	Mumbai Ruby	06/10/2021	Active	24	0	0	0.00%	24		2	Y			01/2025	90+ Days	
	Exc Award (06/30/2024)															
135327	Mumbai Samata	06/20/2018	Active	12	0	0	0.00%	9		4	Y	3	N	11/2024	90+ Days	
148187	Mumbai Samruddhi	09/02/2021	Active	27	6	1	22.73%	22	3	2	Y		N	08/2025	90+ Days	
	Exc Award (06/30/2022)															
149046	Mumbai Sanskruti	11/19/2021	Active	12	0	0	0.00%	11		10	Y		N	10/2025	90+ Days	
121113	Mumbai Santacruz East	01/10/2014	Active	17	0	0	0.00%	19		4	Y	2	N	07/2022		
134053	Mumbai Seva	03/05/2018	Active	10	0	0	0.00%	10		4	Y		IP	06/2023	90+ Days	
	Exc Award (06/30/2023)															
123117	Mumbai Shining	09/15/2014	Active	17	0	0	0.00%	17		5	Y		N	10/2024		
	Exc Award (06/30/2016)															
64654	MUMBAI SOL	08/22/2001	Active	151	11	7	2.72%	128	3	0	Y		N	10/2025		\$3,014.82
	Exc Award (06/30/2017, 06/30/2021, 06/30/2023, 06/30/2024)															
122774	Mumbai Solitaire	07/16/2014	Active(1)	19	5	0	35.71%	11		1	Y		N	01/2024	90+ Days	
	Exc Award (06/30/2016)															
119719	Mumbai Star	06/20/2013	Active	51	7	0	15.91%	39		0	Y		N	10/2025		
	Exc Award (06/30/2018, 06/30/2021, 06/30/2022, 06/30/2024)															
133013	Mumbai Statesmen	10/30/2017	Active(1)	40	7	2	14.29%	36	4	2	Y		R	10/2025	90+ Days	
	Exc Award (06/30/2021, 06/30/2022, 06/30/2024)															
138717	Mumbai Udaan	06/20/2019	Active(1)	14	0	0	0.00%	11		4	Y		N	10/2024	90+ Days	
143412	Mumbai Vikas	10/26/2020	Active	43	0	0	0.00%	43		1	Y		R	10/2025		\$1,000.00
	Exc Award (06/30/2021, 06/30/2023)															




Club Health Assessment for District 3231A3 through October 2025

			Status	Membership						Reports				Finance		LCIF		
Club Number	Club Name	Charter Date	Times in Status Quo in Past 2 Years	Current Member Count **	YTD Members Added	YTD Members Dropped	YTD Net Growth% ***	Member Count 1 Year Ago	Dropped Members Avg.Length of Service	Months Since Membership Update	Current Officers Reported ****	Current President Repeated Term	VP Reported *****	Last Date Reported Service (mm/yyyy)	Account Balance	YTD Donations		
77720	MUMBAI WESTERN	12/22/2003	Active(1)	330	0	5	-1.49%	323	4	3	Y		N	10/2025	90+ Days	\$1,000.93		
	Exc Award (06/30/2018, 06/30/2022, 06/30/2023)																	
64301	MUMBAI WESTERN STAR	05/14/2001	Active	35	14	0	66.67%	21		2	N		R	06/2025				
	Exc Award (06/30/2018)																	
111310	MUMBAI WESTERN SUBURBS	06/09/2011	Active(1)	51	0	0	0.00%	51		5	Y		N	10/2025				
	Exc Award (06/30/2016, 06/30/2017, 06/30/2018, 06/30/2021, 06/30/2022, 06/30/2023)																	
144374	Mumbai Young Achievers	12/31/2020	Active(1)	39	0	0	0.00%	39		2	Y		N	10/2023				
128364	Mumbai Yuva	07/22/2016	Active(1)	6	0	0	0.00%	6		5	Y	7	R	07/2022				
48856	NAVGHAR VASAI ROAD	08/01/1988	Active	9	0	0	0.00%	9		6	Y	6	R	10/2022				
29434	PALGHAR	05/29/1974	Active	61	12	0	24.49%	48		0	Y		R	10/2025				
	Exc Award (06/30/2017)																	
83079	SAPHALE	06/30/2004	Active	61	9	2	12.96%	52	1	1	Y		N	10/2025	90+ Days	\$3,500.47		
	Exc Award (06/30/2024)																	
37009	TARAPUR	04/23/1979	Active	137	17	1	13.22%	129	0	1	Y		N	10/2025				
	Exc Award (06/30/2016, 06/30/2017, 06/30/2018, 06/30/2019, 06/30/2023, 06/30/2024)																	
32473	VASAI	06/22/1976	Active	56	0	5	-8.20%	54	7	0	Y		N	10/2025				
147353	Vasai Bharari	07/02/2021	Active	22	5	0	29.41%	20		3	Y		N	10/2025				
	Exc Award (06/30/2022, 06/30/2023)																	
151294	Vasai Dreams	06/14/2022	Active	15	3	1	15.38%	17	3	1	Y		N	09/2024				
119936	Vasai Pearls	07/12/2013	Active(1)	40	5	0	14.29%	49		3	Y		R	10/2024				
	Exc Award (06/30/2016, 06/30/2021)																	
56135	VASAI ROAD MANICKPUR	10/04/1994	Active(1)	16	0	0	0.00%	18		3	N	None		08/2022				
154821	Vasai Suvidha	06/19/2023	Active	19	10	2	72.73%	13	1	0	Y		N	10/2025				
84995	VASAI UNIQUE	03/08/2005	Active(1)	46	13	1	35.29%	40	0	3	Y		N	08/2025	90+ Days			
	Exc Award (06/30/2022)																	
146818	Virar Vikas	06/19/2021	Active	29	0	2	-6.45%	35	3	1	Y		N	10/2025				
	Exc Award (06/30/2022, 06/30/2023)																	



Club Health Assessment for District 3231A3 through October 2025

				Status		Membership					Reports				Finance	LCIF
Club Number	Club Name	Charter Date	Times in Status Quo in Past 2 Years	Current Member Count **	YTD Members Added	YTD Members Dropped	YTD Net Growth% ***	Member Count 1 Year Ago	Dropped Members Avg.Length of Service	Months Since Membership Update	Current Officers Reported ****	Current President Repeated Term	VP Reported *****	Last Date Reported Service (mm/yyyy)	Account Balance	YTD Donations

Clubs Cancelled Previous Fiscal Year – Clubs Cancelled within last 12 months may be reinstated

Club Number	Club Name	Charter Date	Current Status*	Cancellation Date
35649	BOMBAY KHERNAGAR	05/08/1978	Cancelled(6*)	03/29/2025
117415	MUMBAI AADHAR	07/12/2012	Cancelled(6*)	05/29/2025
155763	Mumbai Champions	09/18/2023	Cancelled(8*)	06/29/2025
156034	Mumbai Chandrayaan	09/26/2023	Cancelled(8*)	12/30/2024
144381	Mumbai Chartered	12/23/2020	Cancelled(6*)	08/29/2024
131416	Mumbai Image	06/15/2017	Cancelled(8*)	01/31/2025
122787	Mumbai Lokhandwala Universe	07/21/2014	Cancelled(8*)	12/30/2024
133691	Mumbai Oshiwara Youth	01/22/2018	Cancelled(6*)	08/29/2024
133056	Mumbai Rising Stars	11/01/2017	Cancelled(8*)	12/30/2024
135268	Mumbai Tulsi	06/19/2018	Cancelled(8*)	12/30/2024
64236	MUMBAI WESTERN LINKS	04/30/2001	Cancelled(6*)	08/29/2024
154186	Mumbai Young Entrepreneur	05/11/2023	Cancelled(8*)	12/30/2024
149095	Virar Unity	11/25/2021	Cancelled(8*)	12/30/2024

Current Total Clubs Count	YTD New Clubs Count	YTD Cancelled Clubs Count	YTD Net Club Gain	Current Total Members Count	YTD Add	YTD Drop	YTD Net Growth	YTD Net Growth %	Member Count 12 Months Ago	Average Member Count Per Club	% of Clubs with less than 20 members	% No Officer Report in 12 Months	% of Clubs with balance 90+ days	Number of Clubs in Status Quo	% Status Quo Clubs in Financial Suspension	Number of Cancelled Clubs	Average Cancelled Club Age	Members Lost Due to Cancellation	% of Clubs Cancelled for Non-Financial Reasons
122	5	2	3	4,981	503	77	426	9.35%	4,697	41	35%	2%	44%	0	0%	2	75	1	-300%

* - P - Priority Club. Cancellation Reasons: 1-Objectives/conduct, 2-Non-active club, 5-Non-existing club, 6-Disbanding, 7-Merger, 8-Financial Suspension, 9-District/Multiple District Dues.

** Red denotes below 15 active members.

*** Red denotes 20% + loss.

**** Y - all 3 (President, Secretary, Treasurer) club officers reported, N - not all 3 reported.

***** Abbreviation: N-New, IP-Immediate Past, R-Repeat.



Club Health Assessment for District 3231A4 through October 2025

			Status	Membership					Reports				Finance	LCIF		
Club Number	Club Name	Charter Date	Times in Status Quo in Past 2 Years	Current Member Count **	YTD Members Added	YTD Members Dropped	YTD Net Growth% ***	Member Count 1 Year Ago	Dropped Members Avg.Length of Service	Months Since Membership Update	Current Officers Reported ****	Current President Repeated Term	VP Reported *****	Last Date Reported Service (mm/yyyy)	Account Balance	YTD Donations
Clubs less than two years old																
186193	Mangaon	07/07/2025	Active	20	20	0	100.00%	0		2	Y		N		90+ Days	
155433	Murud Janjira	12/22/2023	Active	20	8	0	66.67%	18		3	Y		N	08/2025	90+ Days	
186188	Navi Mumbai Ghansoli	07/08/2025	Active	22	22	0	100.00%	0		0	Y		N			
182262	Navi Mumbai Kharghar Virtual	06/20/2025	Active	20	0	0	0.00%	0		4	N	None			90+ Days	
174099	Navi Mumbai Palm Beach Elite	09/03/2024	Active	25	0	0	0.00%	20		4	Y	2	R	09/2025		
181496	Navi Mumbai Platinum	03/24/2025	Active	47	0	0	0.00%	0		3	Y		R	10/2025		
155597	Navi Mumbai Stars	11/24/2023	Active(1)	12	0	0	0.00%	12		4	Y		N		90+ Days	
178965	Neral Stars	10/01/2024	Active	20	0	0	0.00%	20		12	N	None			90+ Days	
155581	Taloja Panchnand	11/06/2023	Active(1)	10	0	0	0.00%	20		4	Y			10/2025	90+ Days	
178980	Uran Gold	03/19/2025	Active	26	4	0	18.18%	0		1	Y	2	R			
180242	Uran Veer Wajekar College Campus	01/28/2025	Active	22	0	0	0.00%	0		9	N	None				
Clubs more than two years old																
135679	Airoli Symphony	07/16/2018	Active(1)	41	0	12	-22.64%	54	3	2	Y		N	10/2024	90+ Days	
29433	ALIBAG Exc Award (06/30/2021)	05/30/1974	Active	114	15	0	15.15%	102		0	Y		N	10/2025		\$1,185.48
129142	Alibag Diamond Exc Award (06/30/2022)	11/14/2016	Active	48	1	0	2.13%	48		3	Y		N	10/2025		\$2,064.20
111328	ALIBAG MANDWA Exc Award (06/30/2021)	06/09/2011	Active	81	12	0	17.39%	70		3	Y		N	10/2025		
150781	Alibag Nagaon	06/09/2022	Active(1)	32	5	1	14.29%	20	1	3	Y		N	03/2025		\$1,005.94
117117	ALIBAG POYNAD Exc Award (06/30/2021)	06/08/2012	Active	48	7	0	17.07%	44		2	Y		N	10/2025		\$465.55
150531	Dronagiri Exc Award (06/30/2023)	04/20/2022	Active	10	0	3	-23.08%	22	3	1	N		N	08/2025	90+ Days	
148231	Karjat Diamond	10/06/2021	P- Active	2	2	0	100.00%	21		1	N			04/2025		
150454	Karjat Gold	05/25/2022	Active(2)	6	0	0	0.00%	10		4	Y	2	R	09/2025	90+ Days	
155596	Khalapur	08/21/2023	Active(1)	15	3	0	25.00%	18		3	Y		N	10/2025		




Club Health Assessment for District 3231A4 through October 2025

			Status	Membership						Reports				Finance		LCIF
Club Number	Club Name	Charter Date	Times in Status Quo in Past 2 Years	Current Member Count **	YTD Members Added	YTD Members Dropped	YTD Net Growth% ***	Member Count 1 Year Ago	Dropped Members Avg.Length of Service	Months Since Membership Update	Current Officers Reported ****	Current President Repeated Term	VP Reported *****	Last Date Reported Service (mm/yyyy)	Account Balance	YTD Donations
58162	KHARGHAR	04/15/1996	Active	46	0	0	0.00%	36		4	N	None		11/2024	90+ Days	
26161	KHOPOLI	07/07/1971	Active	88	3	0	3.53%	82		3	Y		N	10/2025		\$515.05
Exc Award (06/30/2016)																
146942	Kolad Roha	07/02/2021	Active	30	2	0	7.14%	33		2	Y		N	10/2025		\$104.75
30033	MAHAD	12/10/1974	Active	31	0	7	-18.42%	29	0	3	Y		N	10/2025	90+ Days	
56196	NAGOTHANE	10/26/1994	Active	32	2	4	-5.88%	30	5	3	Y		N	10/2025		
Exc Award (06/30/2021)																
142402	Navi Mumbai Agri Koli	08/06/2020	Active	60	7	0	13.21%	54		3	Y		N	07/2025	90+ Days	\$1,204.61
58237	NAVI MUMBAI APMC	05/07/1996	Active	17	3	7	-19.05%	27	5	2	Y			10/2025		\$200.00
128277	Navi Mumbai Centenary Steel Market	07/21/2016	Active(2)	5	0	25	-83.33%	22	2	2	N			06/2025	90+ Days	
122220	Navi Mumbai Champions	05/16/2014	Active	38	2	0	5.56%	37		3	Y		N	10/2025		
77693	NAVI MUMBAI DIAMONDS	10/07/2003	Active	75	0	0	0.00%	17		4	N	None		12/2024	90+ Days	
137060	Navi Mumbai KBP College Campus	05/23/2019	Active(1)	23	10	1	64.29%	19	2	3	Y		N	10/2023	90+ Days	
132850	Navi Mumbai Kharghar Kopra	10/12/2017	Active	66	6	0	10.00%	63		2	Y		N	10/2025		\$1,361.73
Exc Award (06/30/2022, 06/30/2023)																
133702	Navi Mumbai Koperkhairne Jewels	03/16/2018	Active	20	0	0	0.00%	18		6	Y	3	N	11/2024		
61097	NAVI MUMBAI N R I	08/24/1998	Active	24	0	0	0.00%	27		11	Y	2	N	10/2025		\$101.49
Exc Award (06/30/2017, 06/30/2020)																
101457	NAVI MUMBAI PALM BEACH OCEANIC	03/12/2008	Active	25	4	0	19.05%	20		2	Y		N	10/2025		\$200.00
133273	Navi Mumbai Samannay	11/29/2017	Active	34	12	2	41.67%	30	0	3	Y		N	04/2024		\$1,018.39
149035	Navi Mumbai Samannay Saathi	01/24/2022	Active(2)	18	7	0	63.64%	14		2	Y		N	10/2023		
142121	Navi Mumbai Seawoods Emeralds	07/08/2020	Active	24	4	0	20.00%	26		0	Y		N	10/2024		
Exc Award (06/30/2021, 06/30/2023)																
130209	Navi Mumbai Vashi Ruby	02/22/2017	Active	15	2	0	15.38%	11		1	Y		R	10/2025		\$884.31
155429	Navi Mumbai Women Warriors	08/08/2023	Active(1)	74	0	0	0.00%	10		4	N	2		03/2025	90+ Days	
47011	NERUL	03/03/1987	Active	46	5	0	12.20%	45		3	Y		R	10/2025		\$201.44
Exc Award (06/30/2019, 06/30/2020, 06/30/2021)																
50105	New Bombay Airoli	01/05/1990	Active	42	5	0	13.51%	40		3	Y		N	10/2025		\$2,038.74




Club Health Assessment for District 3231A4 through October 2025

			Status	Membership					Reports					Finance	LCIF	
Club Number	Club Name	Charter Date	Times in Status Quo in Past 2 Years	Current Member Count **	YTD Members Added	YTD Members Dropped	YTD Net Growth% ***	Member Count 1 Year Ago	Dropped Members Avg.Length of Service	Months Since Membership Update	Current Officers Reported ****	Current President Repeated Term	VP Reported *****	Last Date Reported Service (mm/yyyy)	Account Balance	YTD Donations
Exc Award (06/30/2021, 06/30/2022)			Active	52	12	0	30.00%	45		0	Y		N	10/2025		\$204.84
45830	NEW BOMBAY C B D	02/05/1986														
Exc Award (06/30/2016, 06/30/2019)																
51252	NEW BOMBAY TURBHE	01/22/1991	Active	37	2	3	-2.63%	45	12	2	Y		N	10/2025		\$203.89
28076	NEW BOMBAY VASHI	02/26/1974	Active	126	10	0	8.62%	122		3	Y	2	R	10/2025		
Exc Award (06/30/2018, 06/30/2019, 06/30/2021, 06/30/2022)			Active	20	7	0	53.85%	18		0	Y		N	03/2025		
96690	NEW MUMBAI KAMOTHE	03/21/2006														
Exc Award (06/30/2022)																
68855	NEW PANVEL	05/22/2003	Active(2)	27	0	0	0.00%	24		5	Y		N	08/2023		
44127	NEW PANVEL STEEL TOWN	06/20/1984	Active	71	1	0	1.43%	70		3	Y		N	10/2025		
Exc Award (06/30/2019, 06/30/2022, 06/30/2024)			Active	67	9	1	13.56%	57	0	2	Y		N	10/2025		\$206.62
26167	PANVEL	01/09/1965														
Exc Award (06/30/2019, 06/30/2022, 06/30/2024)																
147263	Panvel Medicus Virtute	07/02/2021	Active	4	0	0	0.00%	7		5	Y	2	R	09/2025	90+ Days	
142182	Panvel Ratna	07/10/2020	Active	23	6	0	35.29%	26		2	Y	2	N	12/2024		
146941	Panvel Royal Pride	07/02/2021	Active(2)	9	0	0	0.00%	20		3	Y		IP	09/2025	90+ Days	\$102.42
154211	Panvel Sargam	05/12/2023	Active	24	2	0	9.09%	24		3	Y		R	10/2025		
Exc Award (06/30/2024)			Active(1)	23	7	3	21.05%	19	5	0	Y		N	10/2025	90+ Days	
144953	Pen Pride	01/25/2021														
151291	Roadpali Solitaire	06/21/2022														
30999	ROHA	06/20/1975	Active	57	10	0	21.28%	56		2	Y		N	06/2025	90+ Days	
Exc Award (06/30/2019, 06/30/2020, 06/30/2021)			Active	47	1	0	2.17%	49		3	Y		N	03/2025		
128608	Shribag Centennial	08/24/2016														
Exc Award (06/30/2021)																
140481	Ulwe Gems	12/26/2019	Active	59	12	0	25.53%	39		2	Y		R	10/2025		\$1,000.93
Exc Award (06/30/2022)			Active	47	5	0	11.90%	45		1	Y		N	10/2025		\$1,201.12
26171	URAN	01/09/1973														
Exc Award (06/30/2020)																
127033	Vashi Gold	03/15/2016	Active	11	0	0	0.00%	11		3	Y	2	N	10/2025		\$20.00
Exc Award (06/30/2022)																



Club Health Assessment for District 3231A4 through October 2025



			Status		Membership					Reports				Finance		LCIF			
Club Number	Club Name	Charter Date	Times in Status Quo in Past 2 Years	Current Member Count **	YTD Members Added	YTD Members Dropped	YTD Net Growth% ***	Member Count 1 Year Ago	Dropped Members Avg.Length of Service	Months Since Membership Update	Current Officers Reported ****	Current President Repeated Term	VP Reported *****	Last Date Reported Service (mm/yyyy)	Account Balance	YTD Donations			
Clubs Cancelled Previous Fiscal Year – Clubs Cancelled within last 12 months may be reinstated																			
Club Number	Club Name	Charter Date	Current Status*	Cancellation Date															
172276	Birwadi MIDC	06/21/2024	Cancelled(8*)	03/29/2025															
152145	Ghansoli Eva	10/25/2022	Cancelled(6*)	06/29/2025															
Current Total Clubs Count	YTD New Clubs Count	YTD Cancelled Clubs Count	YTD Net Club Gain	Current Total Members Count	YTD Add	YTD Drop	YTD Net Growth	YTD Net Growth %	Member Count 12 Months Ago	Average Member Count Per Club	% of Clubs with less than 20 members	% No Officer Report in 12 Months	% of Clubs with balance 90+ days	Number of Clubs in Status Quo	% Status Quo Clubs in Financial Suspension	Number of Cancelled Clubs	Average Cancelled Club Age	Members Lost Due to Cancellation	% of Clubs Cancelled for Non-Financial Reasons
61	2	0	2	2,183	258	69	189	9.48%	1,880	36	23%	3%	33%	0	0%	0	0	0	0%

* - P - Priority Club. Cancellation Reasons: 1-Objectives/conduct, 2-Non-active club, 5-Non-existing club, 6-Disbanding, 7-Merger, 8-Financial Suspension, 9-District/Multiple District Dues.

** Red denotes below 15 active members.

*** Red denotes 20% + loss.

**** Y - all 3 (President, Secretary, Treasurer) club officers reported, N - not all 3 reported.

***** Abbreviation: N-New, IP-Immediate Past, R-Repeat.